

Middle Georgia Clean Air Coalition

November 16, 2023

Standard Order of Business

Roll Call and Establishment of Quorum

Approval of Minutes

- Distributed Prior to Meeting

- Need Motion to Approve & 2nd
  - October 2023 Minutes

Financial Report Approval

- See insert at right
- Need Motion to Approve & Second

Financial Report
As of October 31, 2023

Beginning Balance -September 30, 2023			$ 88,162.37
	Revenues		
	Bank Interest	$ 3.61	
	Member Contributions	19,618.25	
Total Revenues			$ 19,621.86
Subtotal			107,784.23
	Expenditures		
	Ray Clark	5,853.00	
Total Expenditures			5,853.00
Ending Balance -October 31, 2023			$ 101,931.23

GEORGIA
DEPARTMENT OF NATURAL RESOURCES
ENVIRONMENTAL PROTECTION DIVISION

Climate Pollution Reduction Grant

Information Session

Georgia EPD Air Protection Branch

CPRG Information Session
November 16, 2023

TODAY'S SPEAKERS



Claudette Ayanaba
Engineer
Georgia EPD



Anna Aponte
Program Manager
Georgia EPD

Review of Phase 1

Priority Climate Action Plan (PCAP)

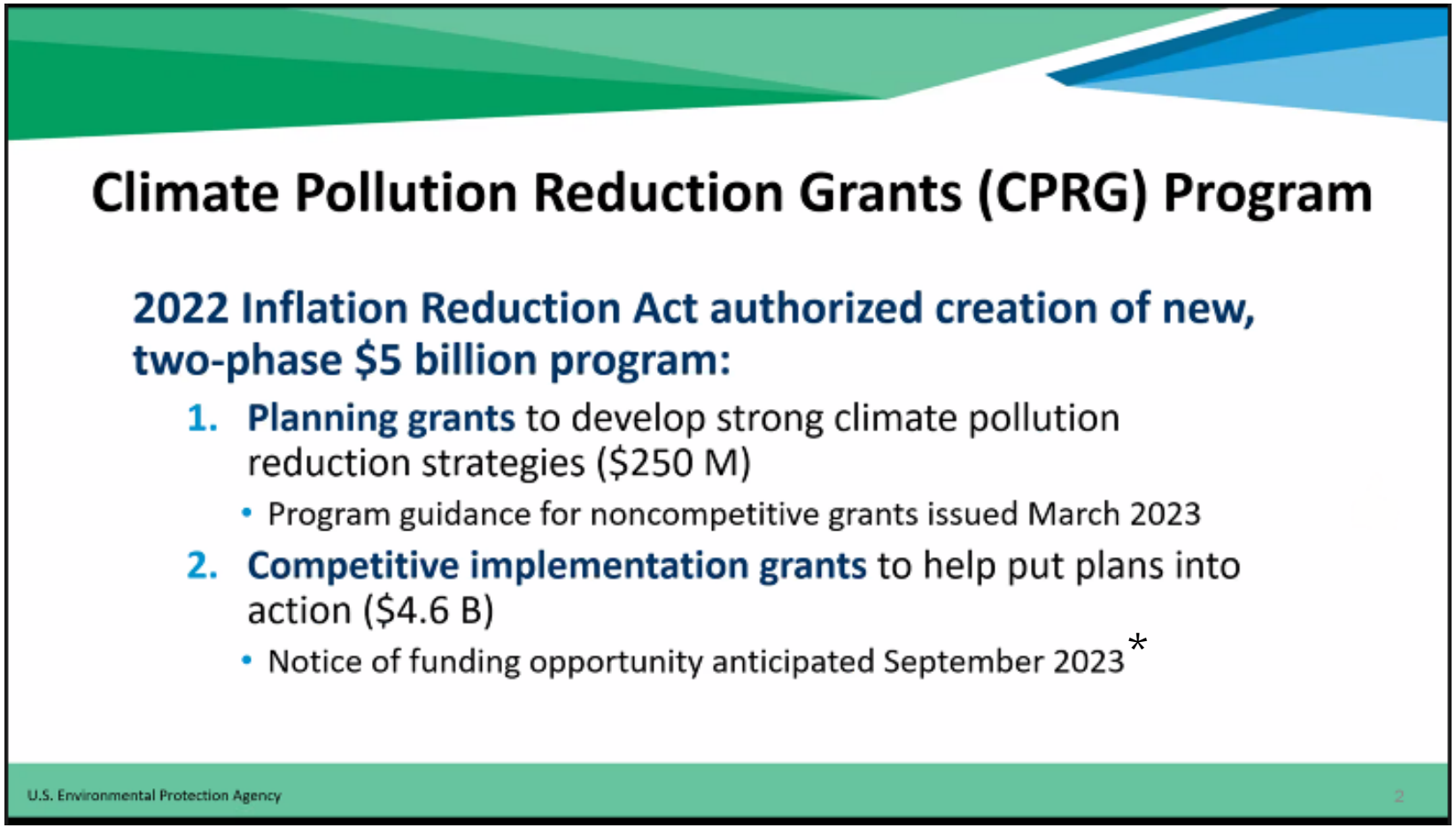

* Phase 2: Implementation Grants released on September 21.

PLANNING GRANTS: FINAL DISTRIBUTION

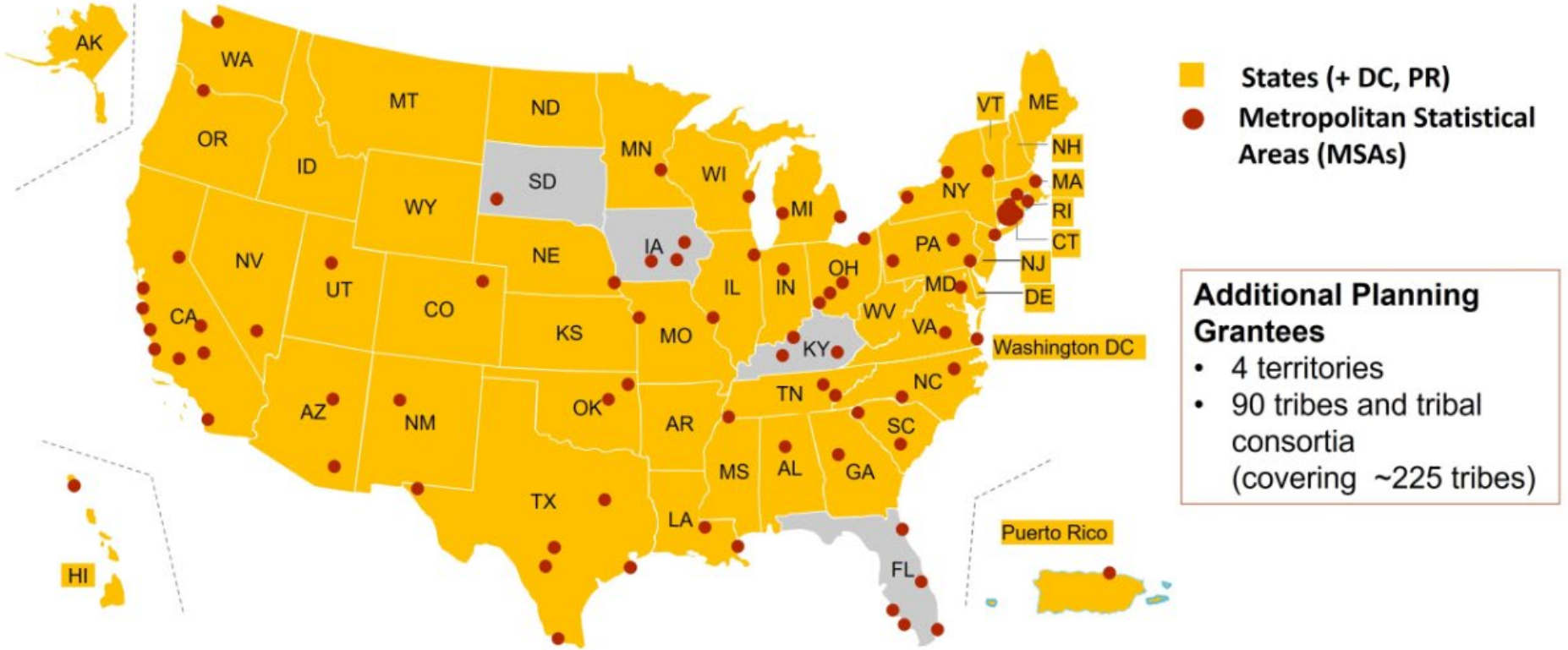

CPRG PLANNING FOR THE ATLANTA MSA

Atlanta Regional Commission

- Lead agency for Atlanta MSA CPRG
  - 29 counties
  - 150 cities
  - 57% of Georgia's population

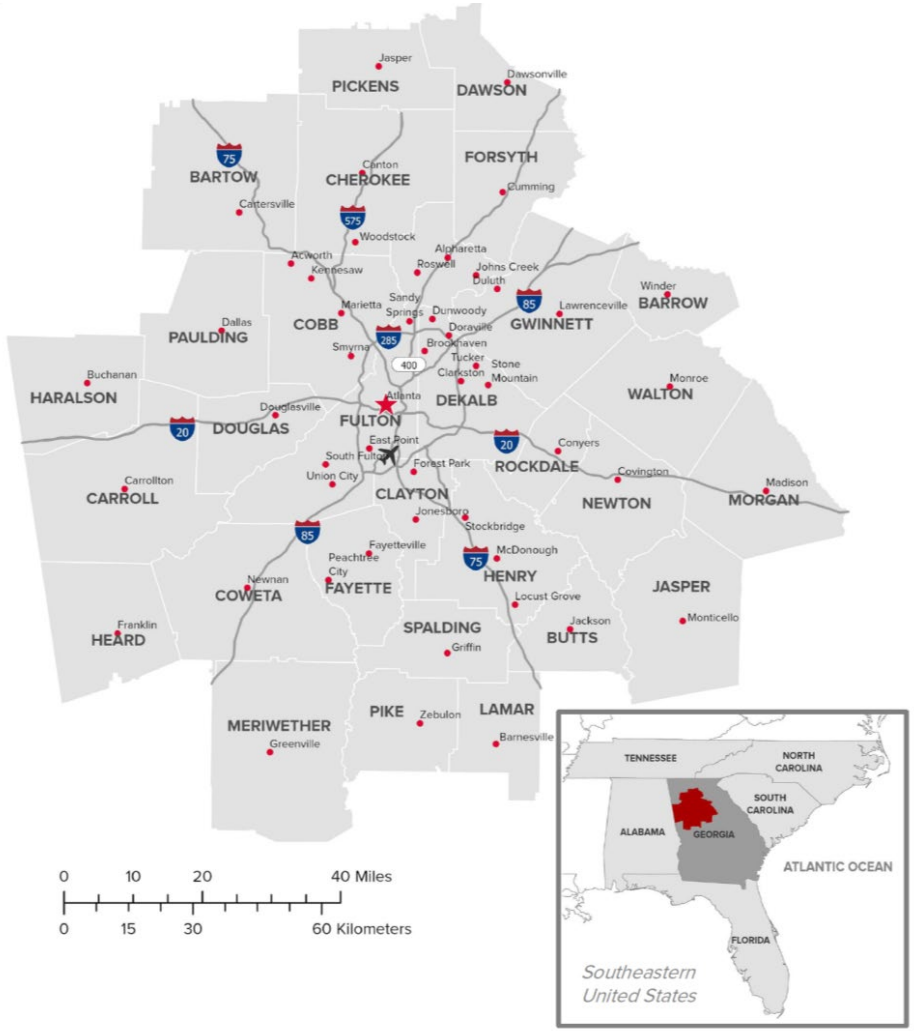

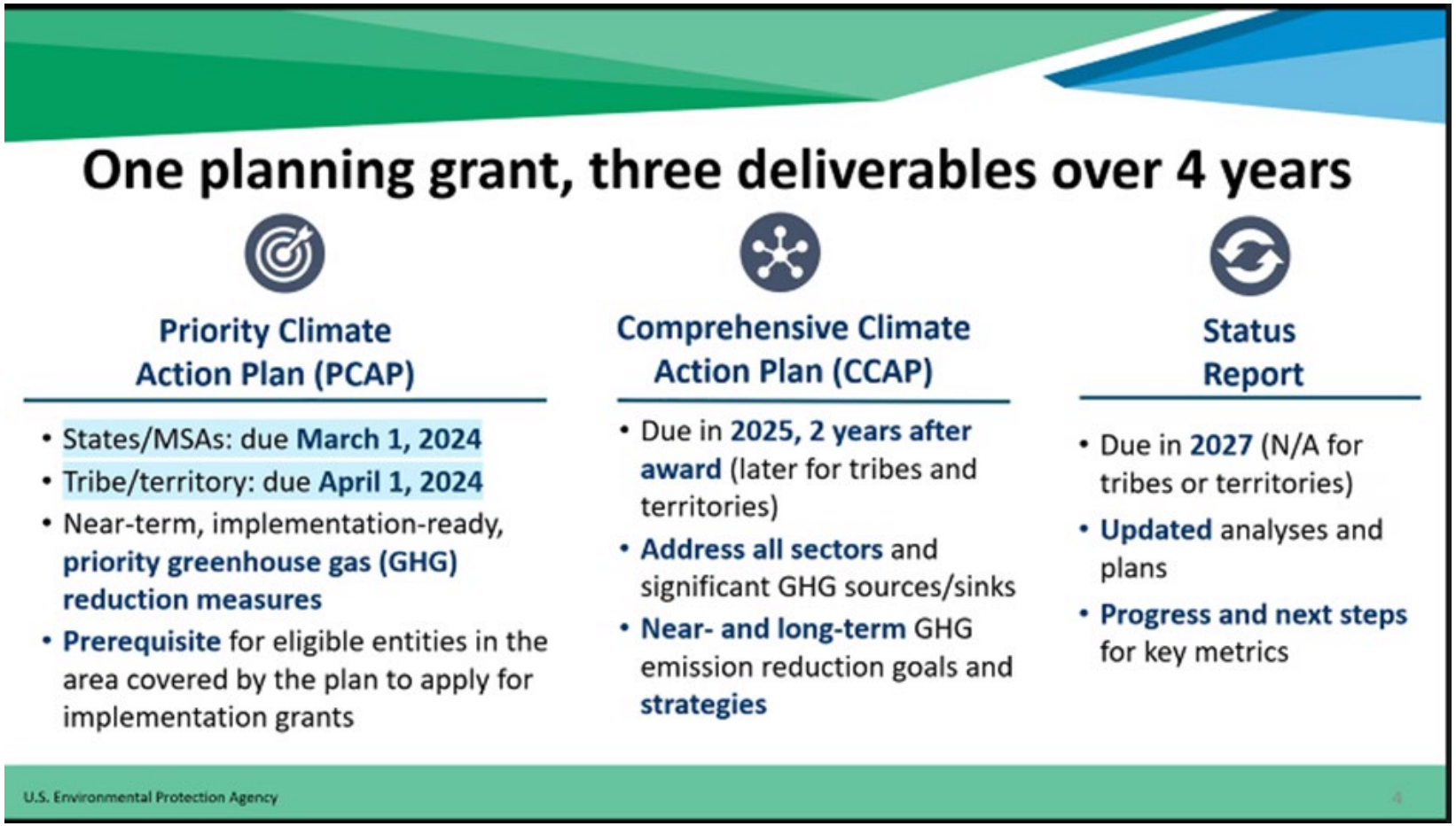
One planning grant, three deliverables over 4 years
Priority Climate Action Plan (PCAP)
• States/MSAs: due March 1, 2024
• Tribe/territory: due April 1, 2024
• Near-term, implementation-ready, priority greenhouse gas (GHG) reduction measures
• Prerequisite for eligible entities in the area covered by the plan to apply for implementation grants
Comprehensive Climate Action Plan (CCAP)
• Due in 2025, 2 years after award (later for tribes and territories)
• Address all sectors and significant GHG sources/sinks
• Near- and long-term GHG emission reduction goals and strategies
Status Report
• Due in 2027 (N/A for tribes or territories)
• Updated analyses and plans
• Progress and next steps for key metrics
U.S. Environmental Protection Agency

GA PCAP + IMPLEMENTATION GRANT TIMELINE

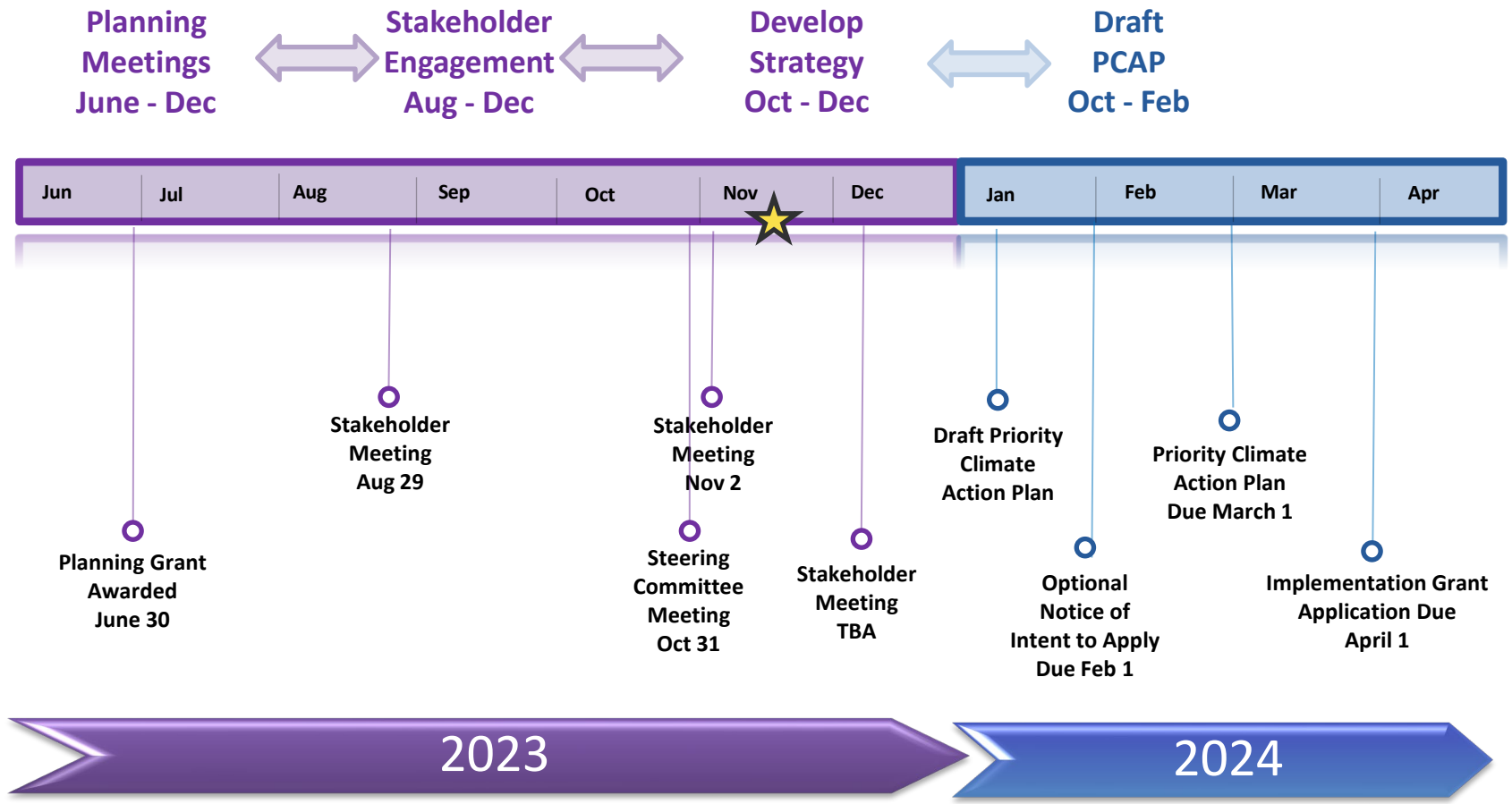

MEANINGFUL ENGAGEMENT



Public

- information sharing meetings
- provide opportunities for input



Low-Income & Disadvantaged Communities Analysis

- create committee of community representatives
- identify needs and opportunities



Other Agencies

- Steering Committee (GDOT, GDEcD, GEFA, EPD, SRTA/GRTA/ATL,)*
- partner meetings with state agencies, cities, counties
- stakeholder meetings with MSA's



Key Sectors

- partner meetings
- provide opportunities for input

* GDOT – Georgia Department of Transportation
GDEcD – Georgia Department of Economic Development
GEFA – Georgia Environmental Finance Authority
EPD – Georgia Environmental Protection Division
SRTA/GRTA/ATL – State Road & Tollway Authority/Georgia Regional Transportation Authority/Atlanta-Region Transit Link Authority

Phase 2 – Implementation Grants

PCAP PHASES

Phase 1 PCAP	• Priority Climate Action Plan • Open to lead agency that received planning grants
Phase 2 Grant Applications	• Implementation Grant Competition • Open to state and territorial agencies, municipalities, air pollution control agencies, tribes/tribal consortia and coalitions thereof

HOW ARE PHASE 1 AND PHASE 2 CONNECTED?

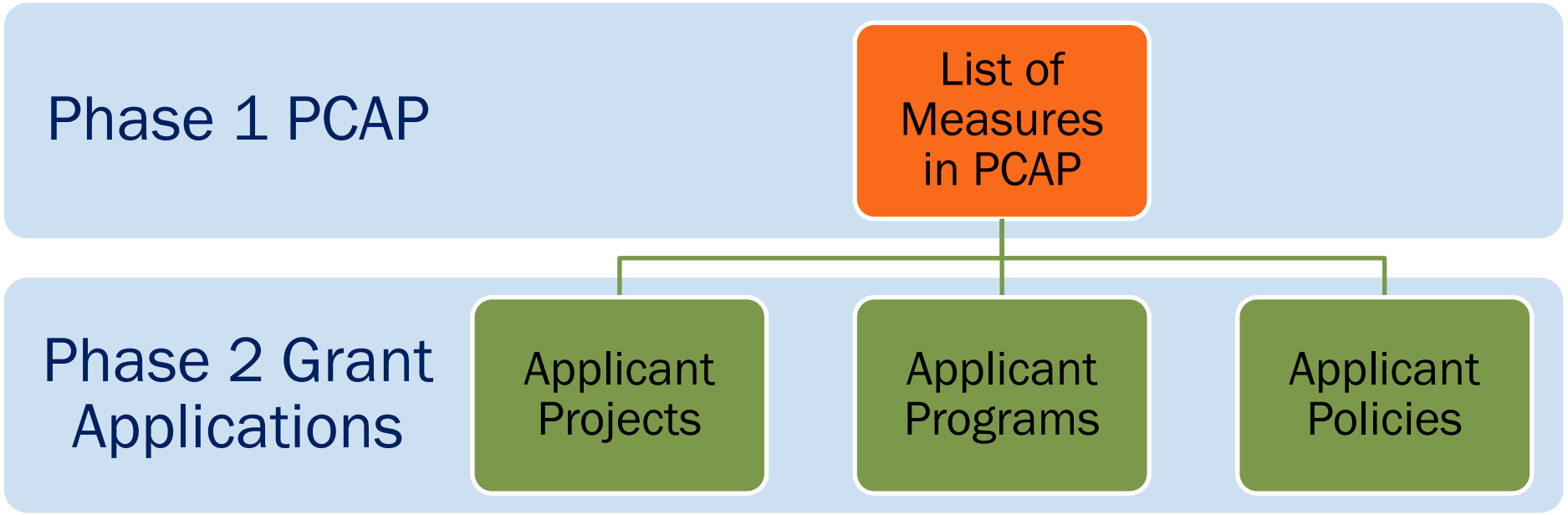

Notice of Funding Opportunity (NOFO)

Important dates

- Optional Notice of Intent to Apply due **Feb. 1, 2024**
- PCAP due **Mar. 1, 2024**
- Application for one-time funding due **Apr. 1, 2024**

Notable features

- Measures on applications must be included in a PCAP
- Evaluation rubric, 250 total points distributed among:
  - Overall Project Summary and Approach (45)
  - *Impact of GHG Reduction Measures (60)*
  - Environmental Results (30)
  - LIDAC Benefits (35)
  - Job Quality (5)
  - Programmatic Capability and Past Performance (30)
  - Budget (45)

Award Tiers

Grant Range	Total Funds	Awards
$200M-$500M	$2B	4-10
$100M-$199M	$1.3B	6-13
$50M-$99M	$0.6B	6-12
$10M-$50M	$0.3B	6-30
$2M-$9.99M	$0.1B	10-50

Eligible Applicants – General Competition

State and territorial agencies, municipalities, air pollution control agencies, tribes/tribal consortia, and coalitions thereof.

Individual applicant

- Single entity leading design and implementation of the measures.

Coalition

- Two or more eligible applicants with strong and substantial commitment such that withdrawal by one member would fundamentally alter project outcomes.
- Coalition applications must include a Memorandum of Agreement (MOA) signed by all coalition partners demonstrating mutual commitment to project.

Application Limits

An eligible applicant may:

- Submit one application as individual applicant; and
- Submit one application as lead applicant for a coalition; and
- Serve as a coalition partner on multiple applications.

EPA will not award CPRG implementation grants for the same measure in the same location.

- Entities should communicate and coordinate prior to submitting their application.

APPLICANT TYPES

Individual applicant



Coalitions

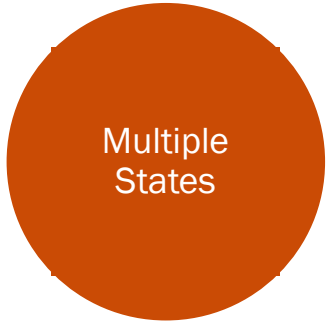





APPLICANT TYPES

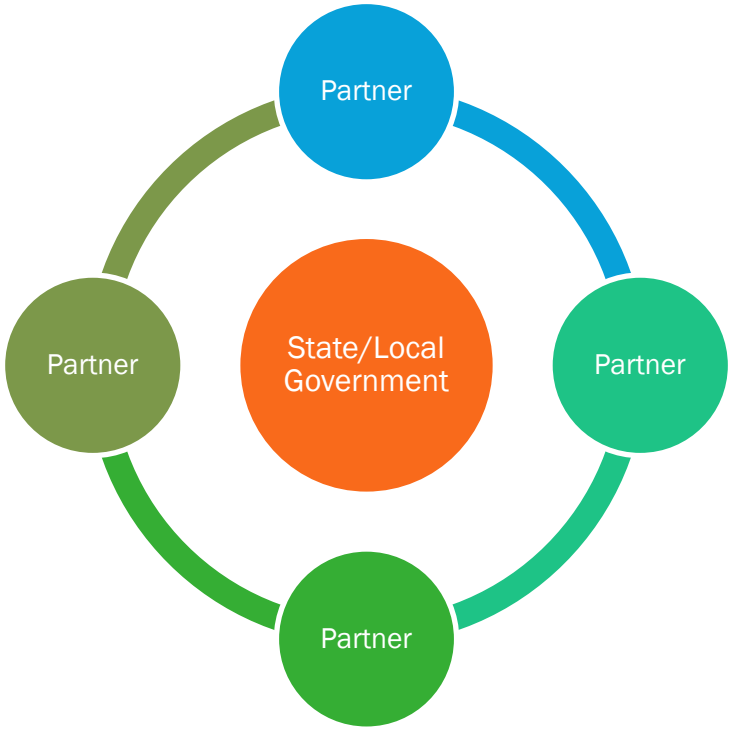

One applicant + Partners

Coalition + Partners



Partner: private company, university/college, NGO, etc.

Types of GHG Reduction Measures

Applications may include multiple measures across one or more sectors.

EPA anticipates applications may seek funding for the following types of measures:

- A new, stand-alone GHG reduction measure that will be implemented solely through CPRG funding;
- An expansion of a GHG reduction measure that is already being implemented, where the expansion of the measure will be funded through CPRG funding; and,
- A new GHG reduction measure for which the applicant has already secured partial funding and needs additional funding from the CPRG program to secure the total funding needed to fully implement the measure.

DESCRIPTION OF REDUCTION MEASURES

- **For each measure describe:**
  - Major features, Tasks, Milestones
  - Associated underlying assumptions/risks
  - Explanation of priority
  - How each measure will meet CPRG goals
- **Performance metrics**
- **Explanation of how measures relate to measures in PCAP**
- **Coalitions describe roles/responsibilities**

*Keeping in mind that workplan cannot exceed **25 pages***

EVALUATION CRITERIA

Evaluation Criteria Summary – General Competition

EVALUATION CRITERIA SUMMARY	POINTS
1. Overall Summary and Approach	45
2. Impact of GHG Reduction Measures	60
3. Environmental Results - Outputs, Outcomes, and Performance Measures	30
4. Low-Income and Disadvantaged Communities	35
5. Job Quality	5
6. Programmatic Capability and Past Performance	30
7. Budget	45
TOTAL	**250**

Evaluation criteria breakdown by section found in Notice of Funding Opportunity

HIGHLY WEIGHTED EVALUATION CRITERIA

- Description of GHG Reduction Measures
- Cumulative GHG Reductions from 2025 through 2030
- LIDAC Benefits
- Budget Detail



KEY DATES

September 20, 2023	NOFO: REQUEST FOR APPLICATIONS ISSUANCE
February 1, 2024	OPTIONAL NOTICE OF INTENT TO APPLY IS DUE
March 15, 2024	DEADLINE FOR SUBMITTING QUESTIONS
April 1, 2024	NOFO CLOSES – APPLICATIONS DUE BY 11:59 PM (ET)
July 2024	ANTICIPATED NOTIFICATION OF FUNDING SELECTION
October 2024	ANTICIPATED AWARD

Notice of Funding Opportunity (NOFO)

How to Get Involved

HOW CAN YOU BE INVOLVED WITH PHASE 1 (PCAP)?

Proposal should have:

- Reduction measure(s) that include one or more CPRG key sectors
- Amount of CO_2e reduction (carbon sink, if applicable) for each measure
- Government as a lead or partner (agreement or MOU)

Proposal nice to haves:

- Low-Income and Disadvantaged Community (LIDAC) analysis
- Workforce development analysis
- Criteria air pollutant reduction analysis

RENEWABLE NATURAL GAS (RNG) EXAMPLE

Measure/Program Description

RENEWABLE NATURAL GAS (RNG)



1

Feedstock Source

RNG is derived from the decomposition of organic waste, such as litter.

As poultry litter is broken down, it releases methane, nitrous oxide and other harmful greenhouse gases.

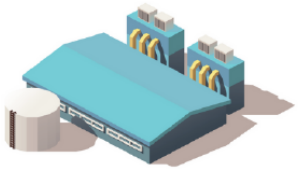

2

Anaerobic Digestion

To mitigate these gases from being released into the atmosphere and produce RNG, poultry litter is loaded into an anaerobic digester.

Inside the digester, poultry litter undergoes a gradual fermentation process resulting in biogas being captured.

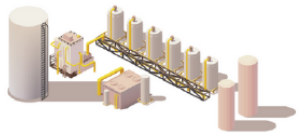

3

Gas Upgrading System

Biogas, primarily composed of methane and carbon dioxide, is processed through a gas upgrading system where it is cleaned and purified into pipeline-quality RNG.

4

End User Products

Digestate

The material that is left after anaerobic digestion happens is called "digestate." Digestate is a wet mixture that is rich in nutrients and can be used as fertilizer for crops.





RNG

As a carbon-negative source, RNG is compatible with conventional natural gas and can be injected into the existing pipeline infrastructure to be used for transportation fuel, electricity and heat generation and more.

CHESAPEAKE UTILITIES CORPORATION

RENEWABLE NATURAL GAS (RNG) EXAMPLE

Measure/Program Designs and Considerations

- RNG is carbon negative
- Clean the methane which is 20 times more potent than CO_2
- Up to 382% GHG reduction compared to diesel
- Scalable Technology

RENEWABLE NATURAL GAS (RNG) EXAMPLE

Measure/Program Examples

- Georgia is 4th in potential in the nation
- Dairy Farms
- Chicken Processing Plants

HOW CAN YOU BE INVOLVED WITH PHASE 2?

talk to your local government

form coalitions

get familiar with NOFO*

submit your plans to EPD/ARC

coordinate with other applicants (prevent overlap)

*Notice of Funding Opportunity (NOFO)

Stay Connected

COLLABORATION WITH ALL OF GEORGIA ON IMPLEMENTATION GRANTS

- ARC is open to collaborating with entities outside of its Atlanta MSA PCAP planning boundaries
- Find out more at the next Atlanta MSA CPRG stakeholder webinar (scan QR code) or visit atlantaregional.org/cprg to register
- Or contact Crystal Jackson, ARC Planning Manager for Climate and Sustainability cjackson@atlantaregional.org

ONE great REGION

ARC

NEW SURVEY

Emission Reductions Measure Survey

STAY CONNECTED

EPD Survey

EPD Updates

EPD CPRG Website

STAY CONNECTED & ENGAGED

- SHARE – Your community's climate action, clean energy, or sustainability plans
- SIGN UP – For notification of upcoming stakeholder opportunities
- SPREAD THE WORD – Share the stakeholder sign up survey with colleagues, friends, other organizations

atlantaregional.org/climatechange

ONE great REGION

ARC

CONTACT US

Anna Aponte	anna.aponte1@dnr.ga.gov
Claudette Ayanaba	claudette.ayanaba1@dnr.ga.gov
Crystal Jackson	CJackson@atlantaregional.org


Q&A

Climate in Georgia

CLIMATE IN GEORGIA - HEAT

- Jan-Oct 2023 is 4th warmest on record.[1]

Jan–Oct 2023 **10-Month**	68.1°F (20.1°C)	65.9°F (18.8°C)	2.2°F (1.2°C)	126th Coolest	Coolest since: 2022	1940
				4th Warmest	Warmest since: 2020	2019
	Ties: 2012, 2020					

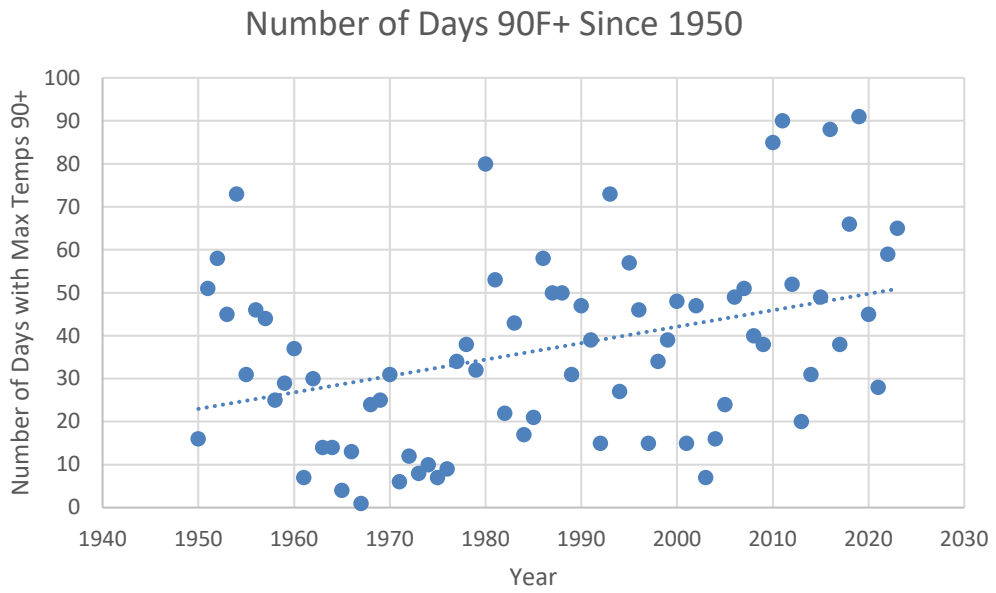

- Number of days per year with a max temp of 90F or higher has been increasing.
- Since 2010, there have been ***4 years*** with over 80 days of 90+ temps.
- 1950-2009 only had ***1 year*** with 80 days of 90+ temps (1980).

1. NOAA's National Centers for Environmental Information

* Chart data taken from Atlanta International Airport ASOS station

CLIMATE IN GEORGIA - DROUGHT



- Droughts intensify quickly in hotter conditions.
- Georgia has 9.9 million acres of farmland representing an integral part of our economy.[1]
- Drought is the third most costly disaster for Georgia's economy, only behind hurricanes and severe storms.[2]

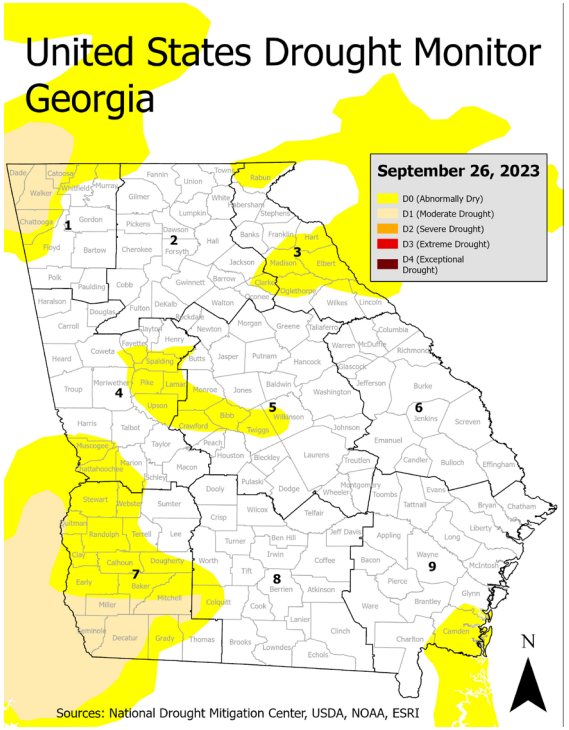

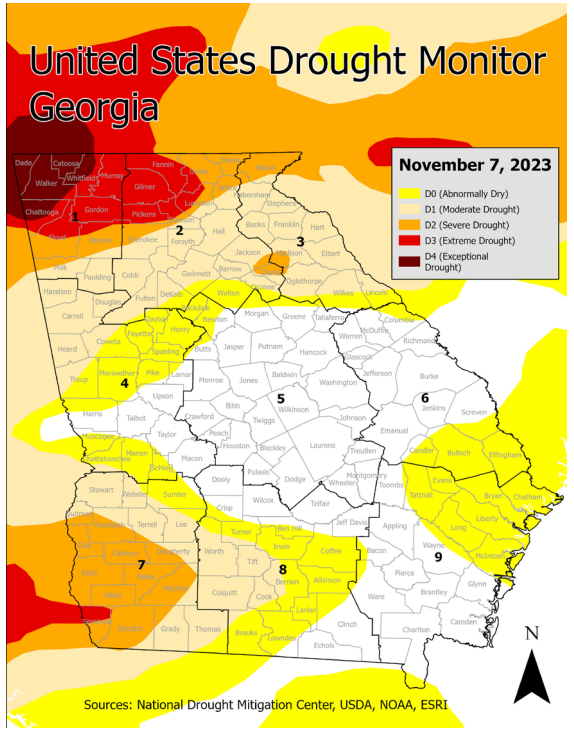

1. Georgia Department of Economic Development
2. NOAA's National Centers for Environmental Information

CLIMATE IN GEORGIA - HURRICANES

- Warming ocean temperatures produce more intense hurricanes.
- It only takes one intense storm to devastate a community.
- July 2023 had the highest monthly sea surface temperature anomaly (+1.78 F) of any month in NOAA's 174-year record.[1]
- Of all the billion-dollar weather disasters since 1980, hurricanes have caused the most damage.[1]

Hurricanes/Tropical Storms that Entered Georgia Each Year

Year	Number of Storms
2023	1 (so far)
2022	1
2021	4
2020	4
2019	1
2018	1
2017	1
2016	3
2015	0
2014	0
2013	1
2012	1

1. According to NOAA's Office for Coastal Management

CLIMATE IN GEORGIA - ECONOMY

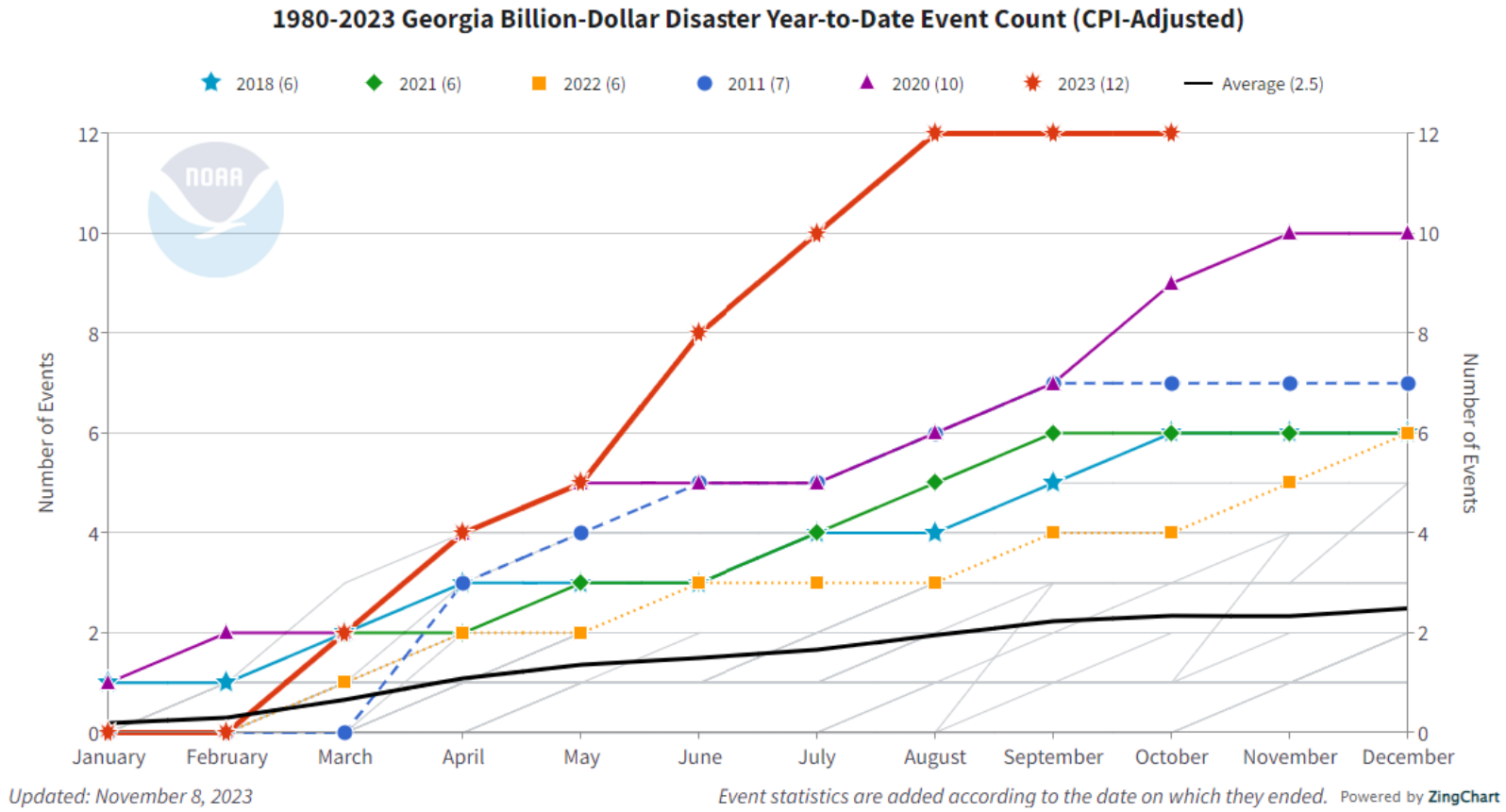

The top 6 years for billion-dollar disasters have all occurred since 2011, each well above the overall average of 2.5 disasters per year.

* Graphic from NOAA's National Centers for Environmental Information

CLIMATE IN GEORGIA - ECONOMY

Select Time Period Comparisons of Georgia Billion-Dollar Drought, Flooding, Freeze, Severe Storm, Tropical Cyclone, Wildfire, and Winter Storm Statistics (CPI-Adjusted)

Time Period	Billion-Dollar Disasters	Events/Year	Cost	Percent of Total Cost
1980s (1980-1989)	9	0.9	$2.0B-$5.0B	7.9%
1990s (1990-1999)	14	1.4	$5.0B-$10.0B	15.3%
2000s (2000-2009)	25	2.5	$10.0B-$20.0B	23.7%
2010s (2010-2019)	37	3.7	$10.0B-$20.0B	34.4%
Last 5 Years (2018-2022)	30	6.0	$10.0B-$20.0B	28.9%
Last 3 Years (2020-2022)	22	7.3	$5.0B-$10.0B	12.3%
Last Year (2022)	6	6.0	$1.0B-$2.0B	3.6%
All Years (1980-2023)*	**119**	**2.7**	**$20.0B-$50.0B**	**100.0%**

Billion-dollar disasters have increased each decade since the 1980s.

* Graphic from NOAA's National Centers for Environmental Information



20-Year Celebration Update

Ray Clark & Greg Boike



MGRC Activity Report

Greg Boike

MGRC Updates

- Still awaiting word from DOT regarding the Charging and Fueling Infrastructure Grant
- Looking for direction on a regional application for CPRG funds
  - $2 million expected minimum for awards
  - Are individual jurisdictions interested in this, or should we work collaboratively across our region?
  - Would like to have a decision by December, ideally, or January at the latest.
- Regional Plan kicking off. First Stakeholder Meeting (SWOT Analysis) on December 5, 2023, at 1:30 pm. The previous document included air quality as one of the sub-topics
- RC Staff is supporting the 20th Anniversary celebration
- Stay on the lookout for grant funds and additional correspondence



General Discussion

MGCAC Members

Adjournment

20th Anniversary Celebration: Thursday, December 14, 2023, at 5:30 PM

Middle Georgia Regional Commission